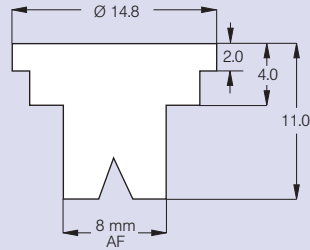



# Standard flat spray nozzles ST

Spray angle: 110°/80°

Material: POM, ceramic, brass (on request)





## Features

- Flat spray nozzle
- Nozzle sizes 01 through 08
- Pressure range 2.0 to 5.0 bar
- Fits all bayonet cap systems with 8 mm AF
- Colour coded acc. to ISO standard 10625

## Range of application

- Application of plant protectants and growth regulators

 <b>ST</b> 110-01 80-01 (80 M)	 [bar]	l/min	l/ha								
			5.0 km/h	6.0 km/h	7.0 km/h	8.0 km/h	10.0 km/h	12.0 km/h	14.0 km/h	16.0 km/h	18.0 km/h
ST 110-01 80-01 (80 M)	2.0	0.32	77	64	55	48	38	32	27	24	21
	2.5	0.36	86	72	62	54	43	36	31	27	24
	3.0	0.39	94	78	67	59	47	39	33	29	26
	3.5	0.42	101	84	72	63	50	42	36	32	28
	4.0	0.45	108	90	77	68	54	45	39	34	30
5.0	0.51	122	102	87	77	61	51	44	38	34	
ST 110-015 80-015 (80 M)	2.0	0.48	115	96	82	72	58	48	41	36	32
	2.5	0.54	130	108	93	81	65	54	46	41	36
	3.0	0.59	142	118	101	89	71	59	51	44	39
	3.5	0.63	151	126	108	95	76	63	54	47	42
	4.0	0.68	163	136	117	102	82	68	58	51	45
5.0	0.76	182	152	130	114	91	76	65	57	51	
ST 110-02 80-02 (60 M)	2.0	0.65	156	130	111	98	78	65	56	49	43
	2.5	0.73	175	146	125	110	88	73	63	55	49
	3.0	0.80	192	160	137	120	96	80	69	60	53
	3.5	0.86	206	172	147	129	103	86	74	65	57
	4.0	0.92	221	184	158	138	110	92	79	69	61
5.0	1.03	247	206	177	155	124	103	88	77	69	
ST 110-03 80-03 (60 M)	2.0	0.97	233	194	166	146	116	97	83	73	65
	2.5	1.08	259	216	185	162	130	108	93	81	72
	3.0	1.19	286	238	204	179	143	119	102	89	79
	3.5	1.28	307	256	219	192	154	128	110	96	85
	4.0	1.37	329	274	235	206	164	137	117	103	91
5.0	1.53	367	306	262	230	184	153	131	115	102	
ST 110-04 80-04 (60 M)	2.0	1.29	310	258	221	194	155	129	111	97	86
	2.5	1.44	346	288	247	216	173	144	123	108	96
	3.0	1.58	379	316	271	237	190	158	135	119	105
	3.5	1.71	410	342	293	257	205	171	147	128	114
	4.0	1.82	437	364	312	273	218	182	156	137	121
5.0	2.04	490	408	350	306	245	204	175	153	136	
ST 110-05 80-05 (25 M)	2.0	1.61	386	322	276	242	193	161	138	121	107
	2.5	1.80	432	360	309	270	216	180	154	135	120
	3.0	1.97	473	394	338	296	236	197	169	148	131
	3.5	2.13	511	426	365	320	256	213	183	160	142
	4.0	2.28	547	456	391	342	274	228	195	171	152
5.0	2.55	612	510	437	383	306	255	219	191	170	
ST 110-06 80-06 (25 M)	2.0	1.93	463	386	331	290	232	193	165	145	129
	2.5	2.16	518	432	370	324	259	216	185	162	144
	3.0	2.36	566	472	405	354	283	236	202	177	157
	3.5	2.55	612	510	437	383	306	255	219	191	170
	4.0	2.73	655	546	468	410	328	273	234	205	182
5.0	3.05	732	610	523	458	366	305	261	229	203	
ST 110-08 80-08 (25 M)	2.0	2.58	619	516	442	387	310	258	221	194	172
	2.5	2.88	691	576	494	432	346	288	247	216	192
	3.0	3.16	758	632	542	474	379	316	271	237	211
	3.5	3.41	818	682	585	512	409	341	292	256	227
	4.0	3.65	876	730	626	548	438	365	313	274	243
5.0	4.08	979	816	699	612	490	408	350	306	272	

- Spray pressure at the nozzle tip (gauged with a diaphragm valve).
- The stated liter-per-hectare rates apply to water.
- Prior to each spraying season, verify the table data by gauging the flow rates.
- Make sure that all nozzles have the same settings.

### Sample order

Type + spray angle + int'l nozzle size + material = order number  
 ST 110° 06 (POM) = ST 110-06  
 ST 110° 06 C (ceramic) = ST 110-06 C